
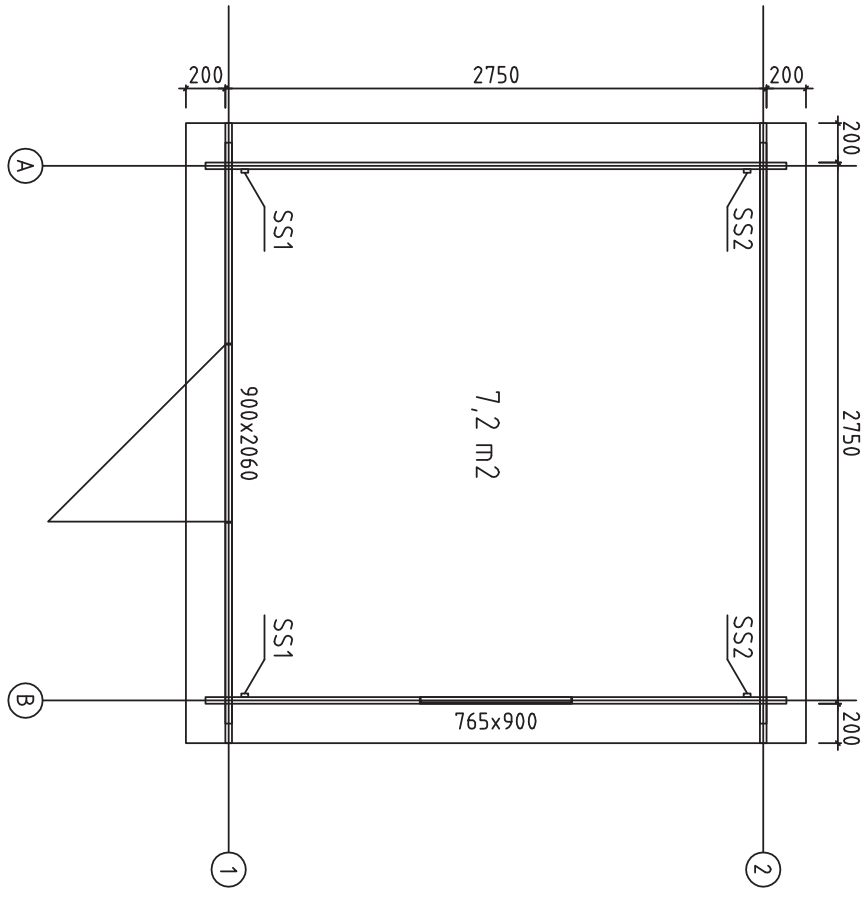


Date rev. Description

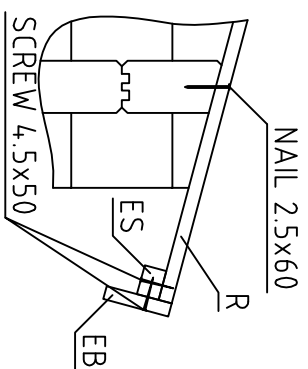
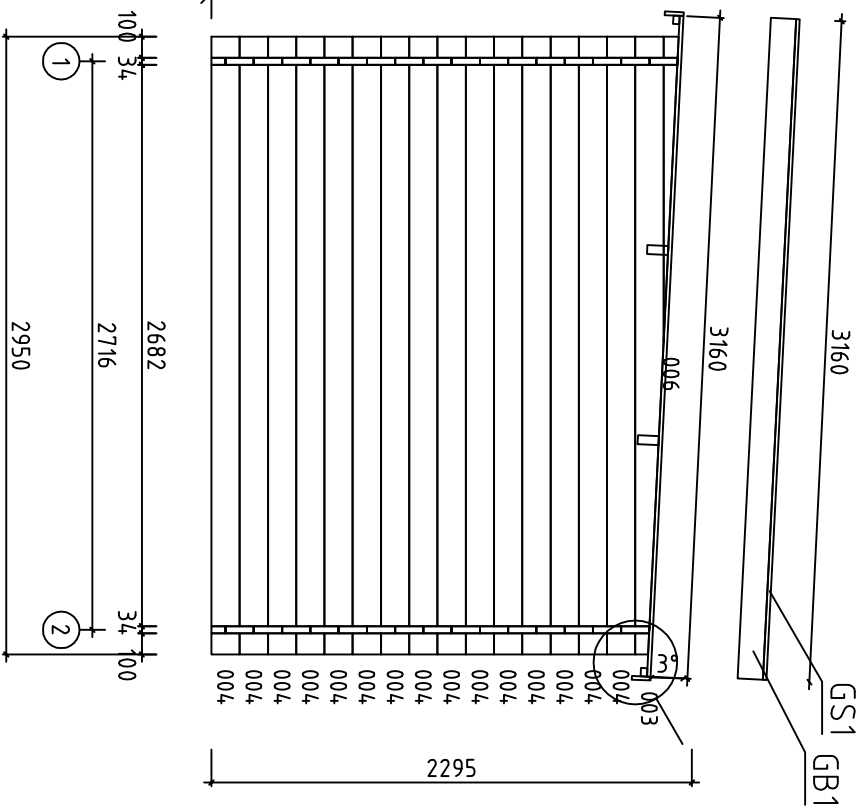
V 1.0

House	34.01780	Sheet	1
Drawing	3D	Scale	
Material	34X135	Date	17.12.2021
Drawer	K.K.	File	34.01780 3D.dwg

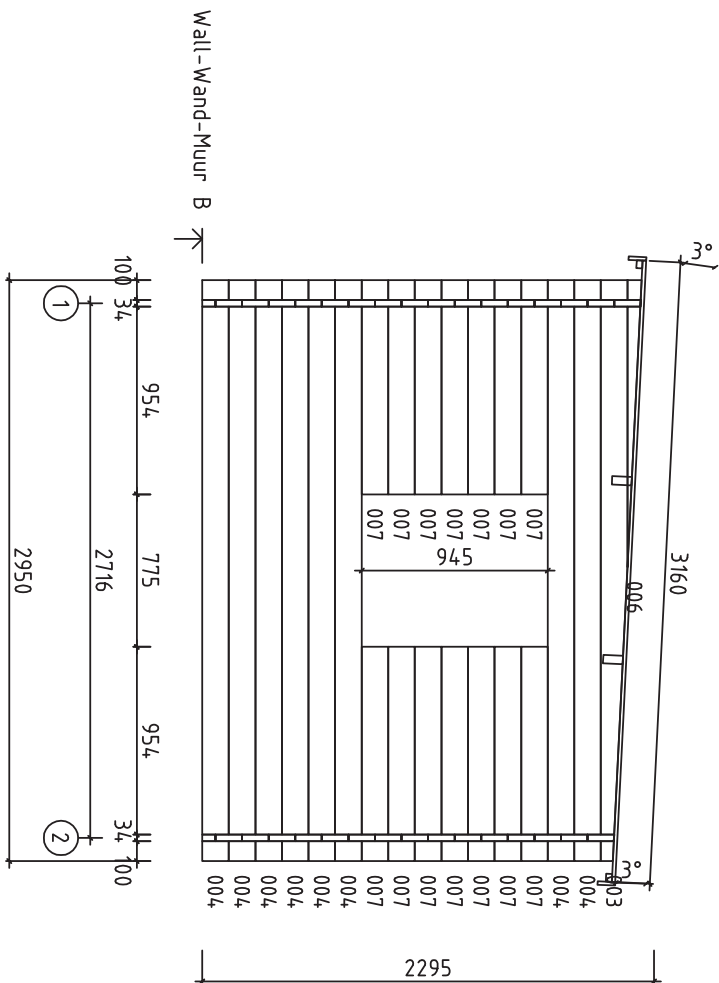


House	34.01780	Sheet	2
Drawing	Plan	Scale	1:35
Material	34x135	Date	17.12.2021
Drawer	K.K.	File	34.01780.dwg

Wall - Wand-Muur A ↗

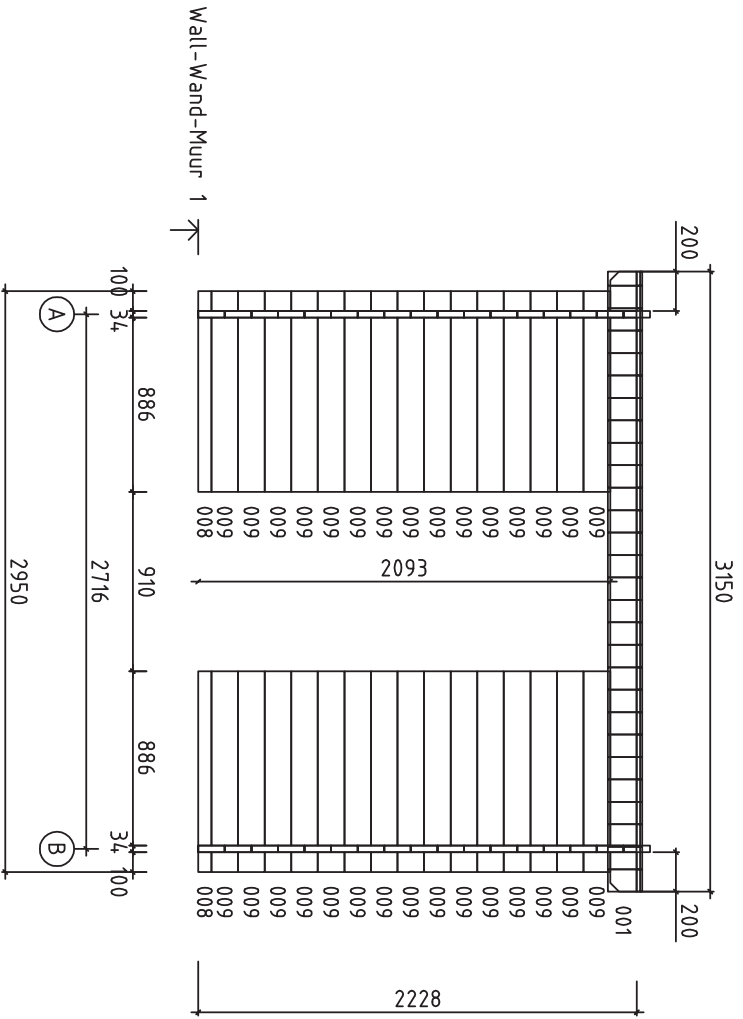


House	3401780	Sheet	3
Drawing	WALL - WAND-MUUR A	Scale	1:35
Material	3,4x13,5	Date	20.12.2021
Drawer	K.K.	File	3401780.dwg

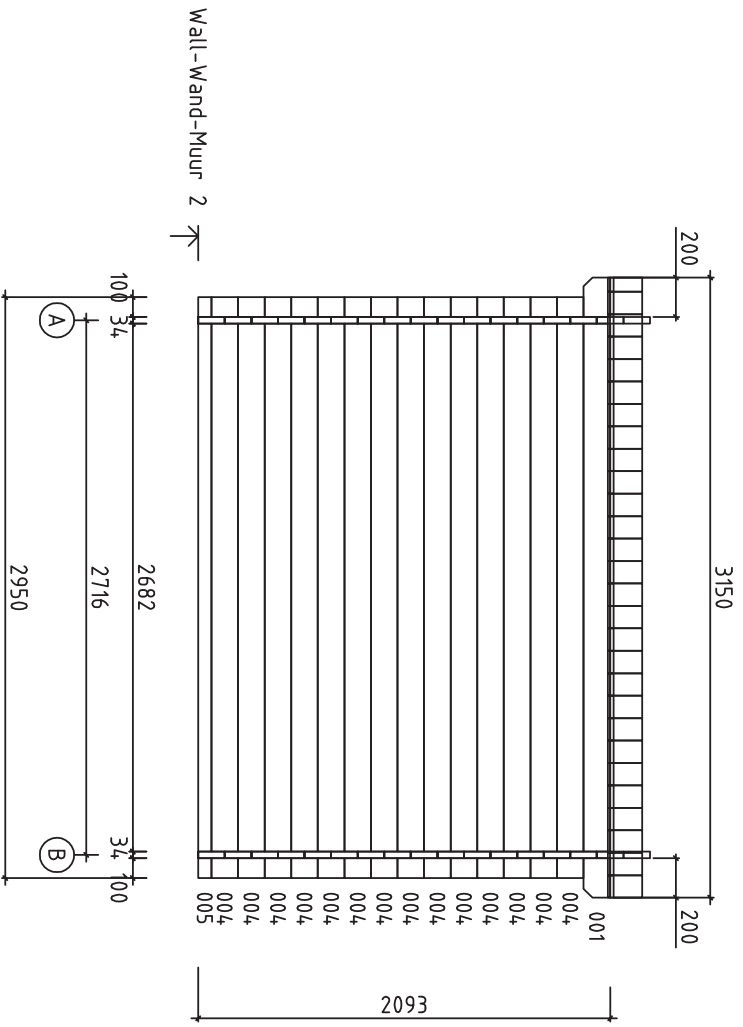


Wall-Wand-Muur B

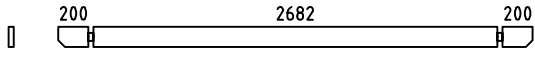
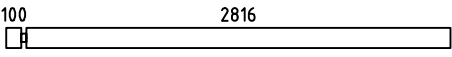
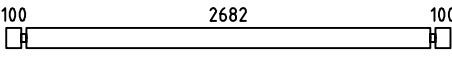
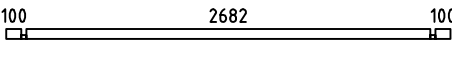
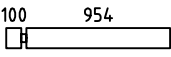
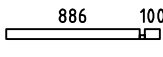

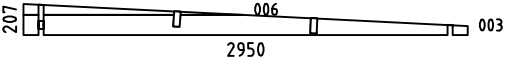
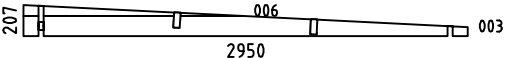















House	3401780	Sheet	4
Drawing	WALL-WAND-MUUR B	Scale	1:35
Material	3.4x13.5	Date	17.12.2021
Drawer	K.K.	File	3401780.dwg

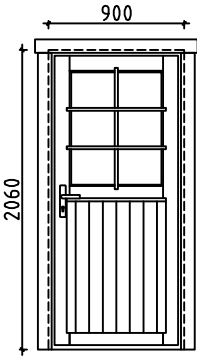
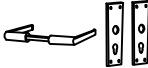


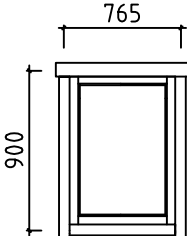
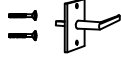


House	3401780	Sheet	5
Drawing	WALL - WAND-MUUR 1	Scale	1:35
Material	3.4x13.5	Date	17.12.2021
Drawer	K.K.	File	3401780.dwg



House	3401780	Sheet	6
Drawing	WALL - WAND - MUUR 2	Scale	1:35
Material	3.4x13.5	Date	17.12.2021
Drawer	K.K.	File	3401780.dwg

Pos	Specification-Bestimmung-Omschrijving	Pcs	Profile (mm)	L (mm)		
001	 200 2682 200	2	34x135	3150		
002	 100 2816 SPARE BEAM-ERZATZBOHLE-VOORRAADPLANK	1	34x135	2950		
004	 100 2682 100	37	34x135	2950		
005	 100 2682 100	1	34x68	2950		
007	 100 954	14	34x135	1088		
008	 886 100	2	34x68	1020		
009	 886 100	30	34x135	1020		
WA-1	 207 006 003 2950	1	34x207	2950		
WB-1	 207 006 003 2950	1	34x207	2950		
HB	HIT BLOCK-SCHLAGHÖLZER-BLAZENPLANK 	2	34x135	300		
RB1	 200 2682 200 ROOFBEAMS-DACHBALKEN-DAKBALK	2	43x140	3150		
R1	ROOFBOARD-DACHBRETT-DAKPLANK  or-oder-of	37+1 28+1	18x88 18x114	3160		
GB1	GABLE BOARD-GIEBELBLENDE-GEVELPLANK 	2	18x120	3160		
GS1	ROOF FELT FILLET-GIEBELLEISTE-GEVELLIJST 	2	18x70	3160		
GS2	ROOF FELT FILLET-GIEBELLEISTE-GEVELLIJST 	1	18x70	3150		
EB1	EAVE BOARD-TRAUFBRETT-AFDEKPLANK 	2	18x90	3190		
ES1	EAVE SLAT-TRAUFENLEISTE-AFDEKLIJST 	2	30x40	3190		
SS1	STORM SLAT-STURMLEISTE-STORMLIJST 	2	18x35	2150		
SS2	STORM SLAT-STURMLEISTE-STORMLIJST 	2	18x35	2020		
	SCREWS-SCHRAUBEN-SCHROEF FOR-FÜR-VOOR SS1, SS2 	12	φ6.0	50		
	WASHER-SCHEIBE-SCHIJF FOR-FÜR-VOOR SS1, SS2 	12	φ6.0	18		
	NAIL-NAGEL-NAGEL FOR-FÜR-VOOR R1 	150	φ2.5	60		
	SCREWS-SCHRAUBEN-SCHROEF FOR-FÜR-VOOR GB1, GS1, EB1, ES1 	60	φ4.5	50		
	SCREWS-SCHRAUBEN-SCHROEF FOR-FÜR-VOOR RB1 	4	φ6.0	160		
Kood	3401780	Materjal	File	3401780.dwg	Leht	7

Pos	Specification-Bestimmung-Omschrijving	Pcs	Profile (mm)	L (mm)
	<p data-bbox="277 199 852 232">DOOR-TÜR-DEUR (right-rechts-rechts) AST_PL</p>  <p data-bbox="288 421 309 465">2060</p> <p data-bbox="384 241 421 264">900</p>	<p data-bbox="1222 203 1238 226">P</p> <p data-bbox="1275 203 1291 226">1</p> <p data-bbox="1275 282 1291 304">1</p> <p data-bbox="1275 360 1291 383">1</p> <p data-bbox="1275 439 1291 461">1</p>	<p data-bbox="1353 203 1401 226">900</p>	<p data-bbox="1458 203 1506 226">2060</p>   
	<p data-bbox="293 741 971 775">WINDOW-FENSTER-VENSTER (left-links-links) AST_KP</p>  <p data-bbox="288 965 309 1010">900</p> <p data-bbox="384 842 421 864">765</p>	<p data-bbox="1214 752 1230 775">V</p> <p data-bbox="1275 752 1291 775">1</p> <p data-bbox="1275 875 1291 898">1</p>	<p data-bbox="1353 752 1401 775">765</p>	<p data-bbox="1458 752 1506 775">900</p> 
Kood 3401780	Materjal	File 3401780.dwg	Leht 8	