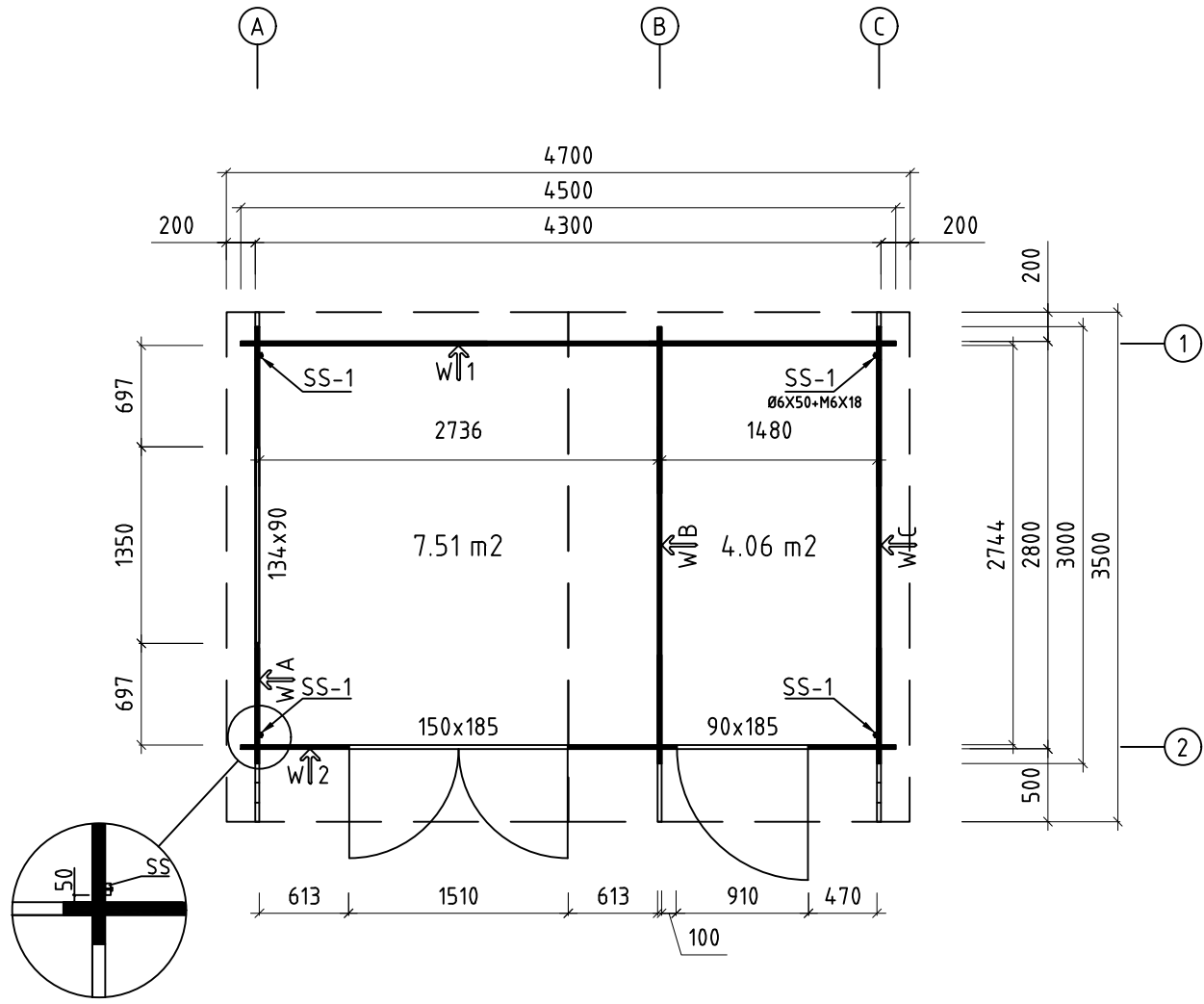
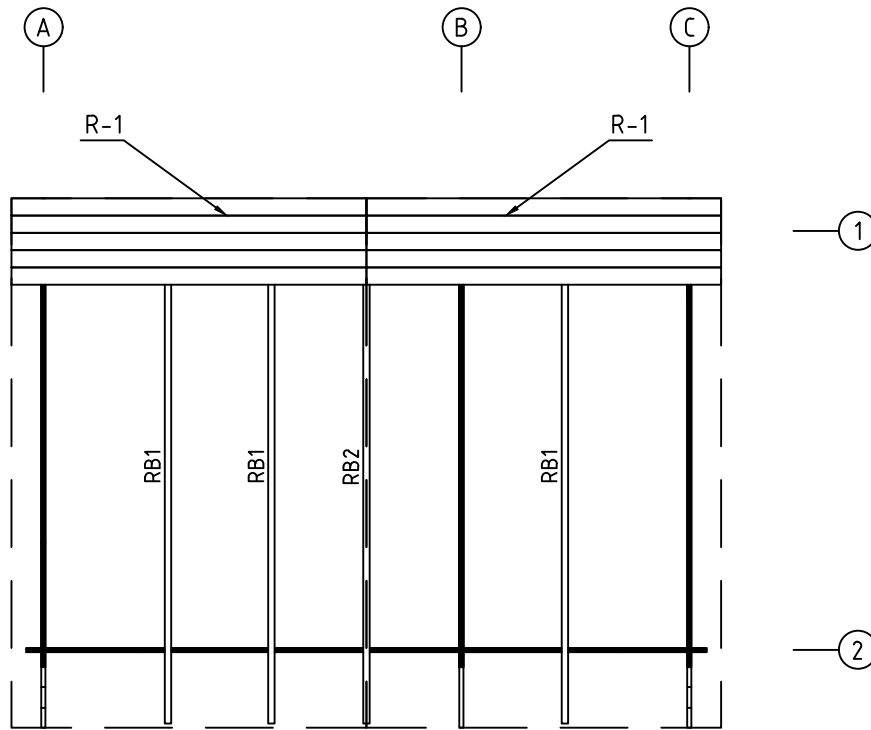




Name	2815680	Seite/Page	1
Zeichnung/Drawing	3 D	Maßstab/Scale	
Profil/Profile	28X135	Datum/Date	12.01.2022
Zeichner/Drafter	SRM	File	2815680.dwg

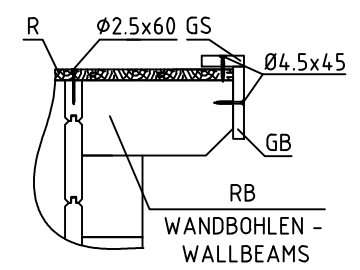
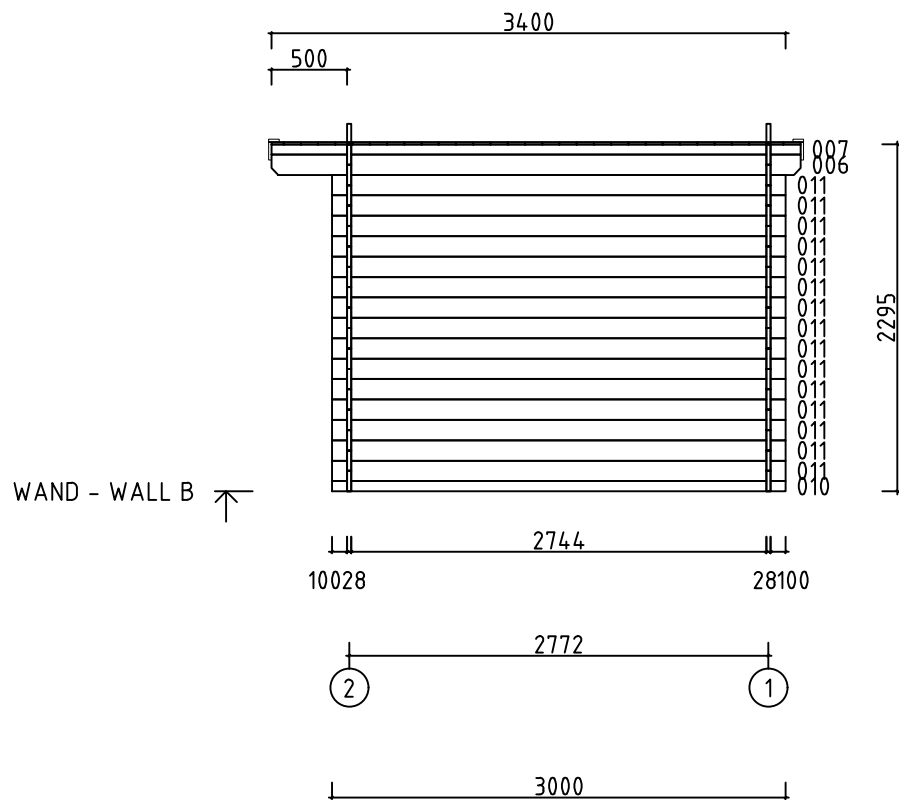


Model	2815680	Seite/Page	2
Zeichnung/Drawing	GRUNDPLAN - GROUNDPLAN	Maßstab/Scale	1:50
Profil/Profile	28X135	Datum/Date	12.01.2022
Zeichner/Drafter	SRM	File	2815680.dwg

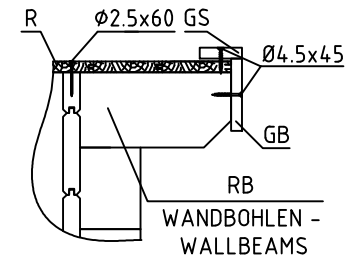
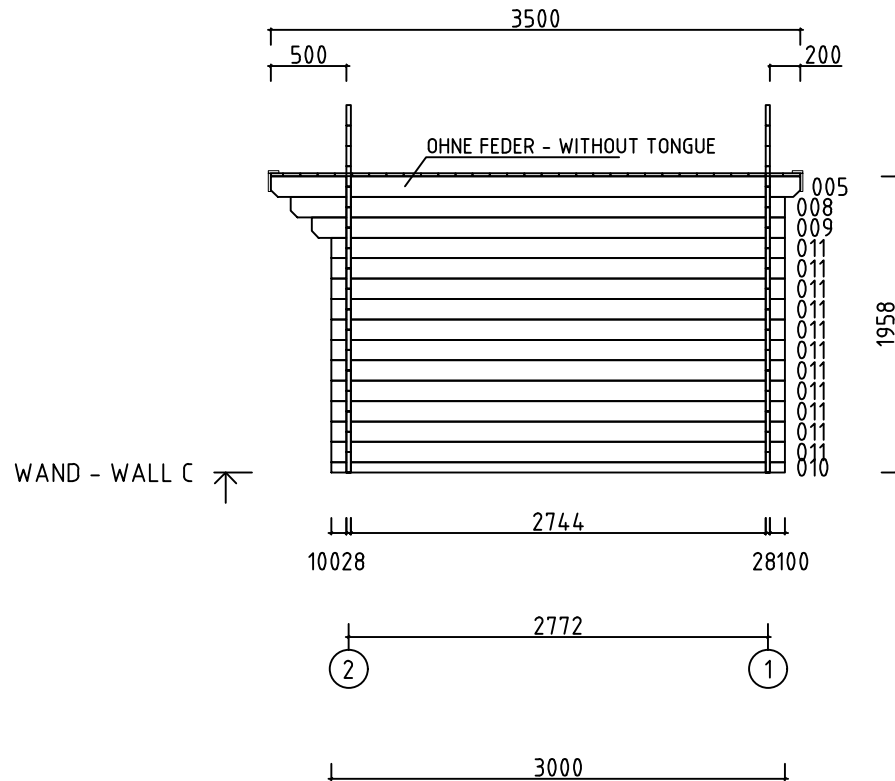


Model	2815680	Seite/Page	3
Zeichnung/Drawing	DACHBRETT-ROOFBOARD	Maßstab/Scale	1:50
Profil/Profile	88X18 oder- or 114X18 / 43X140	Datum/Date	12.01.2022
Zeichner/Drafter	SRM	File	2815680.dwg

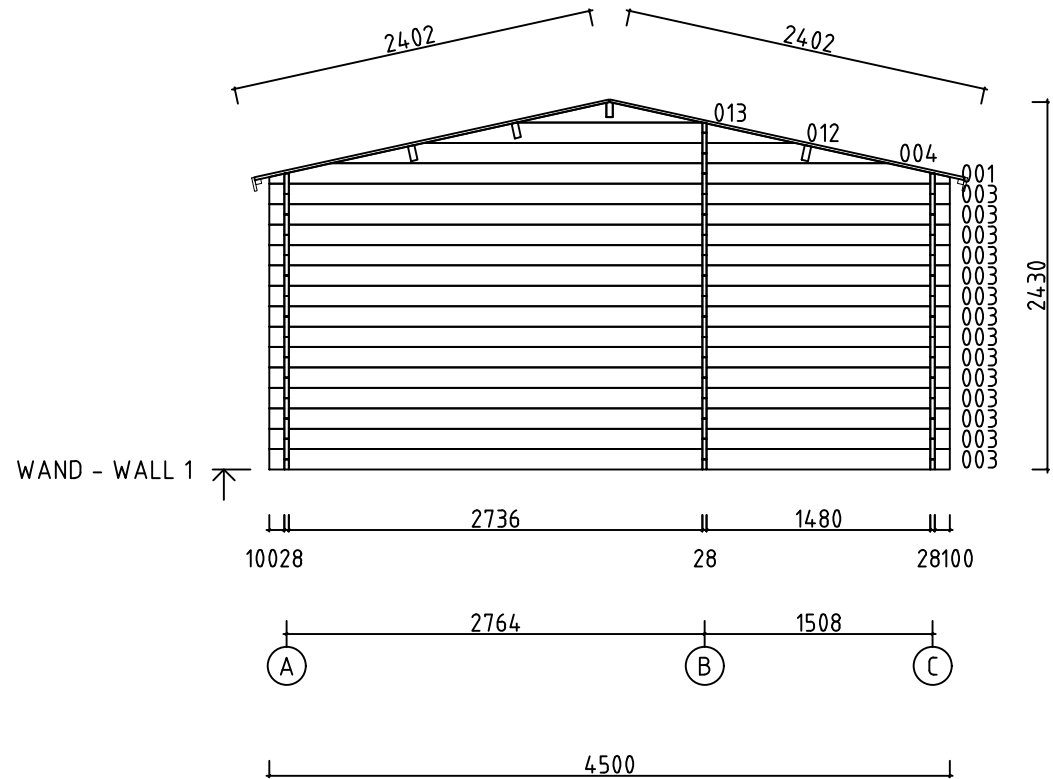
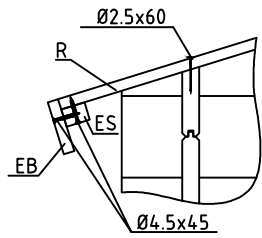




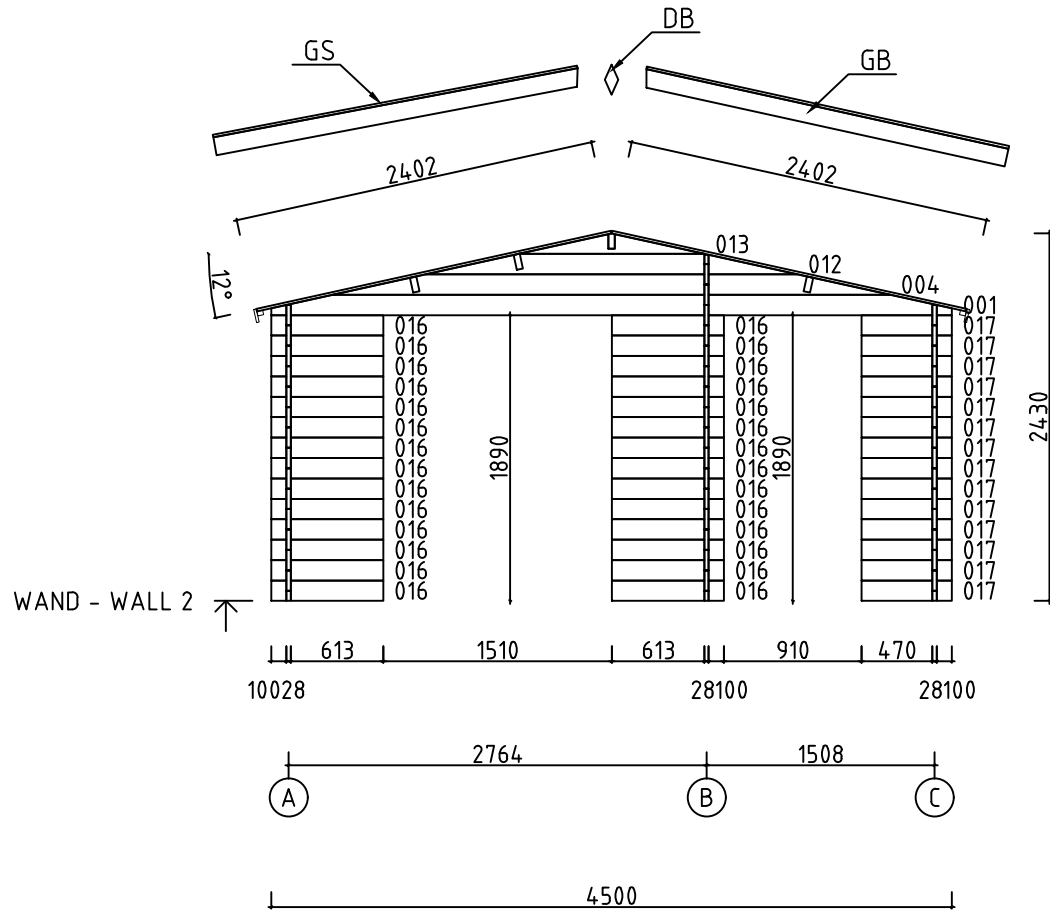
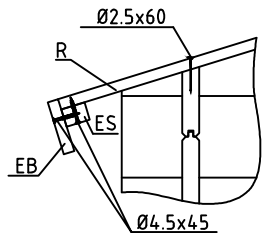
Model	2815680	Seite/Page	5
Zeichnung/Drawing	WAND - WALL B	Maßstab/Scale	1:50
Profil/Profile	28X135	Datum/Date	12.01.2022
Zeichner/Drafter	SRM	File	2815680.dwg



Model	2815680	Seite/Page	6
Zeichnung/Drawing	WAND - WALL C	Maßstab/Scale	1:50
Profil/Profile	28X135	Datum/Date	12.01.2022
Zeichner/Drafter	SRM	File	2815680.dwg



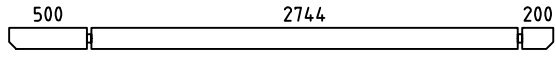
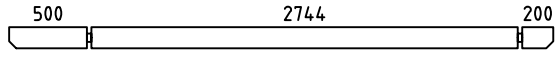
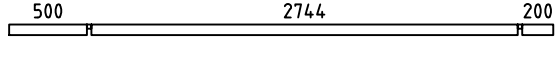
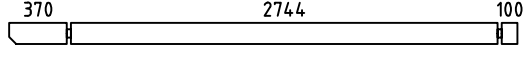
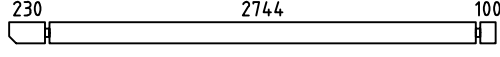
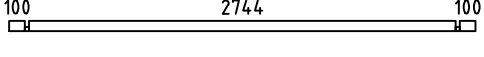
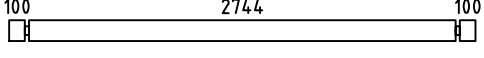



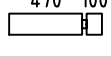
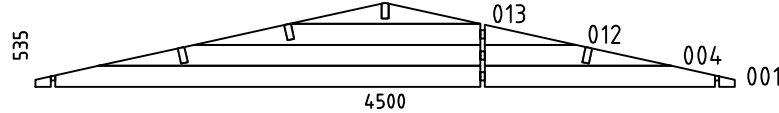
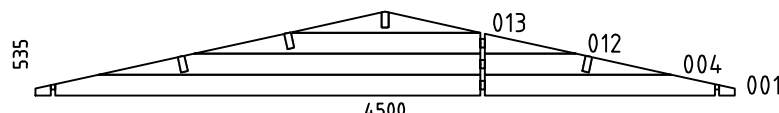
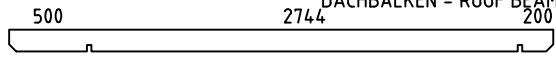

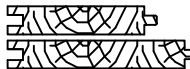

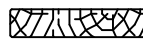
















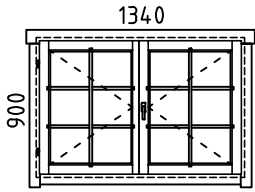
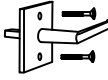
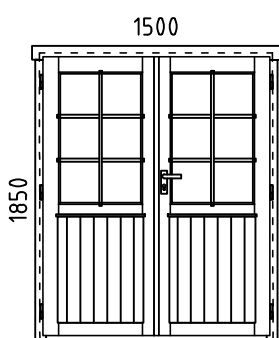
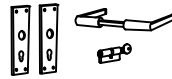
Model	2815680	Seite/Page	7
Zeichnung/Drawing	WAND - WALL 1	Maßstab/Scale	1:50
Profil/Profile	28X135	Datum/Date	12.01.2022
Zeichner/Drafter	SRM	File	2815680.dwg



Model	2815680	Seite/Page	8
Zeichnung/Drawing	WAND - WALL 2	Maßstab/Scale	1:50
Profil/Profile	28X135	Datum/Date	12.01.2022
Zeichner/Drafter	SRM	File	2815680.dwg



Pos	Bestimmung-Specification 2815680	Stck Pcs.	Profil Profile (mm)	Länge Length (mm)	
002	SPARE BEAM-ERZATZBOHLE-FAISCEAU DE RECHANGE 	1	28x135	4500	
003		14	28x135	4500	
005		2	28x135	3500	
006		1	28x135	3500	
007		1	28x68	3500	
008		2	28x135	3270	
009		1	28x135	3130	
010		3	28x68	3000	
011		31	28x135	3000	
014		1	28x135	955	
015		13	28x135	825	
016		28	28x135	741	
017		14	28x135	598	
W1-1		1	28x535	4500	
W2-1		1	28x535	4500	
RB1	DACHBALKEN - ROOF BEAM 	3	43x140	3500	
RB2	DACHBALKEN - ROOF BEAM 	1	43x140	3500	
R-1	DACHBRETT-ROOFBOARD 88mm or -oder 114mm 	80+2 62+2	88x18 114x18	2400	
GB-1	GIEBELLEISTE - GABLE MOULDING 	4	18x120	2452	
EB-1	TRAUFENBRETT - EAVES BOARD 	2	18x90	3500	
ES-1	TRAUFENLEISTE - EAVES STRIPS 	2	30x40	3500	
Model	2815680	Datum/Date	12.01.2022	Seite/Page	1/3

Pos	Bestimmung-Specification 2815680		Stck Pcs.	Profil Profile (mm)	Länge Length (mm)
GS-1	GIEBELDECKLEISTE - GABLE COVER STRIPS		4	18x70	2452
DB	GIEBELSEGMENT - GABLE DIAMOND		2		
SS-1	STURMLEISTE - STORM PROTECTION		4	18x35	1980
SH	SCHLAGHOLZ - HAMMER BLOCK 28 MM		2		
HS	SCHRAUBEN FÜR GIEBELSEGMENT -SCREW FOR GABLE DIAMOND DB		4	Ø3.5X35	
HS	SCHRAUBEN FÜR GIEBELLEISTE - SCREWS FOR GABLE MOULDING GB		20	Ø4.5X45	
HS	SCHRAUBEN FÜR TRAUFBRETT - SCREWS FOR EAVES BOARD EB		14	Ø4.5X45	
HS	SCHRAUBEN FÜR TRAUFELEISTE - SCREWS FOR EAVES STRIPS ES		14	Ø4.5X45	
HS	SCHRAUBEN FÜR GIEBELDECKLEISTEN - SCREWS FOR GABLE COVER STRIPS GS		20	Ø4.5X45	
HS	SCHRAUBEN FÜR DACHBALKEN - SCREWS FOR ROOF BEAM RB		8	Ø6X160	
HS	SCHRAUBEN FÜR STURMLEISTE - SCREWS FOR STORM PROTECTION SS		12	Ø6X50	
NF	NÄGEL FÜR DACHBRETT - NAILS FOR ROOF BOARDS R		496	Ø2.5X60	
KL	DICHTSCHEIBE FÜR STURMLEISTE - WASHER FOR STORM PROTECTION SS1		12	M6X18	
	FENSTER - WINDOW, AST 	DIN RECHTS/RIGHT HANDED	1	1340x900	
AMV	FENSTERGRIFF - WINDOW HANDLE FITTINGS		1		
	TÜR - DOOR, AST 	DIN RECHTS/RIGHT HANDED	1	1500x1850	
UMV	TÜRGRIF (AST) - DOOR HANDLE FITTINGS (AST)		1		

